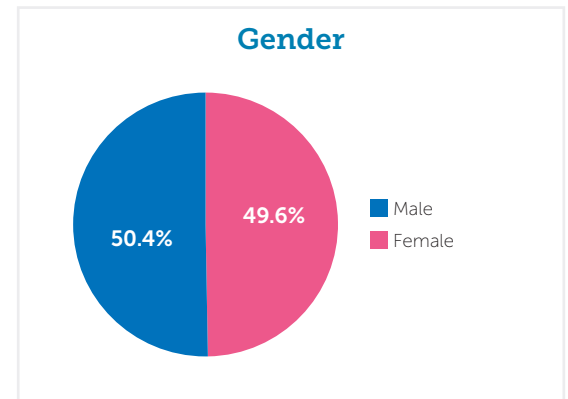
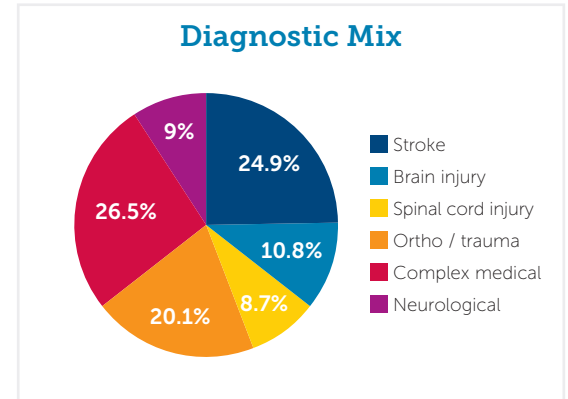


# Patient Outcomes

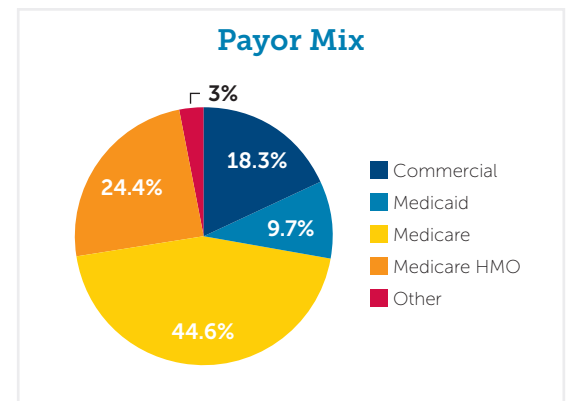
January - December 2020

	No. of patients	Average age	Average length of stay	Patient satisfaction
<b>Stroke</b>	309	69.8 years	15.3 days	91.2%
<b>Brain injury</b>	134	67.7 years	12.5 days	89.5%
<b>Spinal cord injury</b>	108	64.1 years	15.7 days	92.8%
<b>Orthopedic / trauma</b>	249	68.5 years	11.8 days	92.7%
<b>Complex medical</b>	328	71.2 years	11.5 days	93.0%
<b>Neurological</b>	111	64.4 years	14.6 days	89.7%
<b>Total/average</b>	<b>1,239</b>	<b>68.7 years</b>	<b>13.2 days</b>	<b>91.9%</b>



### Discharge Destination

	Home	Skilled nursing	Acute hospital	Other
<b>Stroke</b>	75.7%	12.6%	10.0%	1.7%
<b>Brain injury</b>	76.1%	9.7%	11.2%	3.0%
<b>Spinal cord injury</b>	89.8%	2.8%	7.4%	0%
<b>Orthopedic / trauma</b>	85.9%	4.4%	9.2%	0.5%
<b>Complex medical</b>	82.1%	5.0%	12.9%	0%
<b>Neurological</b>	80.2%	9.9%	9.9%	0%
<b>Total/average</b>	<b>81.1%</b>	<b>7.5%</b>	<b>10.5%</b>	<b>0.9%</b>



Every effort is made to provide an average of three hours of therapy per day, five days per week.